

# SUNY SCHENECTADY

## Academic Services: The Learning Center

### Scheduling a 1:1 Online Tutor Session



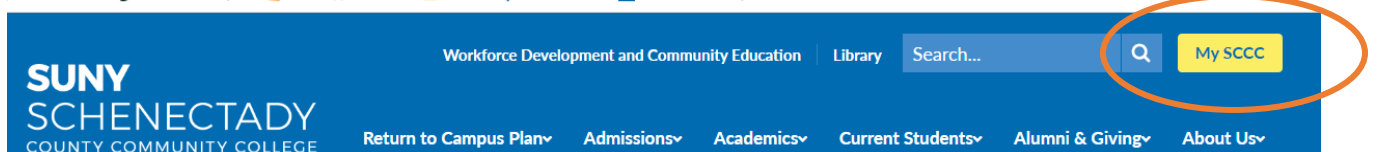
#### WELCOME TO Brainfuse!

SUNY Schenectady's Online Tutoring Service


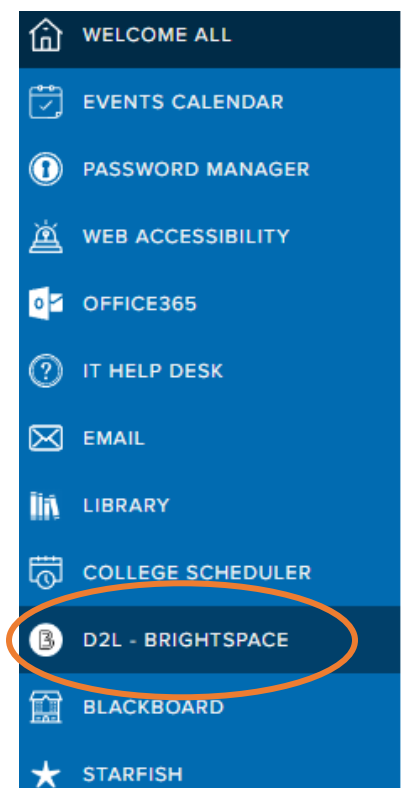
#### Set up a Tutoring Session in Just a Few Easy Steps:

*Please note: You are allowed up to 3 hours of 1:1 online tutoring per week, Monday – Sunday when using Brainfuse tutors and unlimited tutoring when using SUNY Schenectady Tutors via “Tutor Match”*

**Step 1:** Visit [www.sunysccc.edu](http://www.sunysccc.edu) and log-in the “MySCCC” portal with your college username and password



**Step 2:** Once you've logged in, navigate to the D2L-Brightspace button on the left side bar menu



**Step 3:** Once you reach your Brightspace dashboard, click on any of your courses to gain access to the “help” menu

## SUNY Schenectady County Community College

My Courses ▾



SUNY Schenectady  
Student Orientation  
NOTERM-SCH-  
STUDENTORIENTATION

Calendar

**Step 4:** Click on the “Help” menu on the top bar and select “Brainfuse Online Tutoring”

My Home Course Home Content Course Tools ▾ Library Roster Class Progress Grades Help ▾

SUNY Schenectady Student Orientation

SUNY Online Help Desk  
Learner Support Videos  
Student Success Center  
Brainfuse Online Tutoring  
Disability Resource/Accessibility

Announcements ▾

D2L Welcome ▾

**Step 5:** Select “Launch Brainfuse”

My Home Course Home

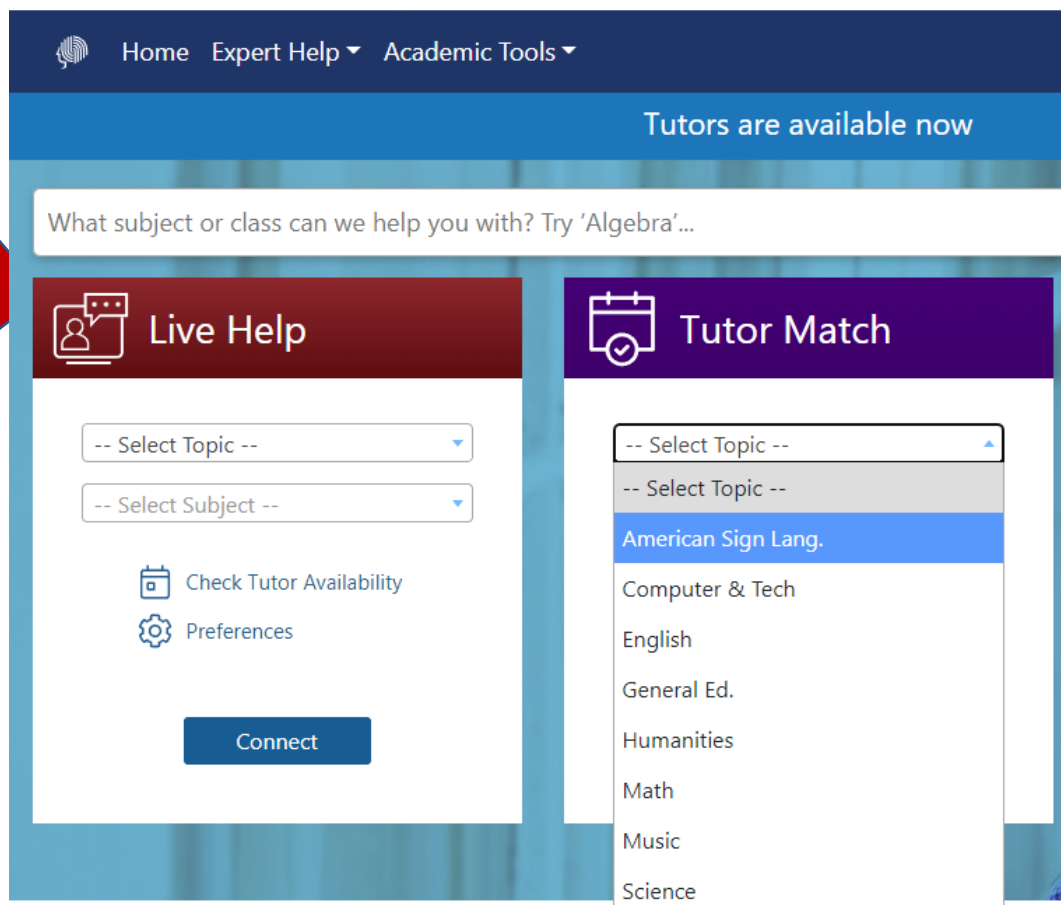
### Welcome to Brainfuse Online Tutoring

Click on the button below to access Brainfuse HelpNow.

Launch Brainfuse

## Step 6: Choose between two options...

- **“Live Help”** are **Brainfuse Tutors**, often available immediately, 24/7 (students can use this feature up to 3 hours a week total, resetting at midnight each Monday)
- **“Tutor Match”** are **SUNY Schenectady Tutors** available by appointment for areas such as Writing & Literature, Math & Science, Music, and American Sign Language (students can use SUNY Schenectady tutors on an unlimited weekly basis)



The screenshot displays a web interface for tutoring services. At the top, a dark blue navigation bar contains a logo, 'Home', 'Expert Help', and 'Academic Tools'. Below this is a blue banner that reads 'Tutors are available now'. A search bar prompts the user: 'What subject or class can we help you with? Try 'Algebra'...'. The interface is split into two main sections: 'Live Help' (dark red header) and 'Tutor Match' (purple header). The 'Live Help' section includes two dropdown menus for 'Select Topic' and 'Select Subject', a 'Check Tutor Availability' button, a 'Preferences' button, and a 'Connect' button. The 'Tutor Match' section features a dropdown menu for 'Select Topic' with a list of subjects: American Sign Lang., Computer & Tech, English, General Ed., Humanities, Math, Music, and Science.

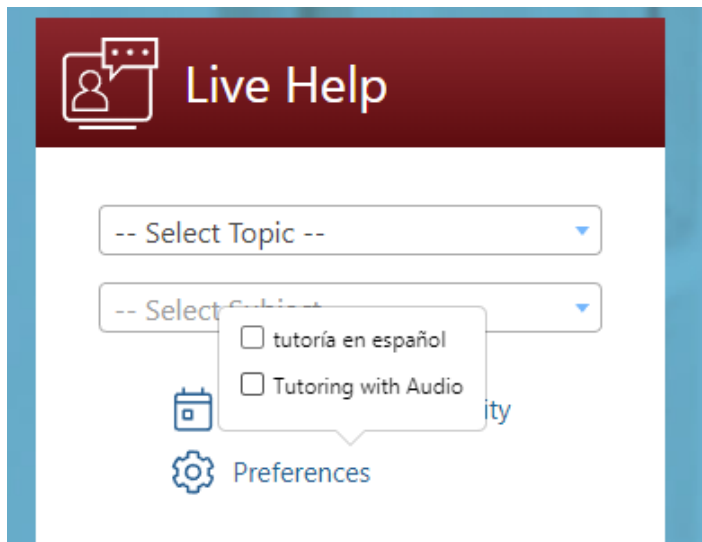
\*When you **“Connect” to Live Help**, you are taken immediately to a virtual whiteboard to meet with an online tutor in the subject you selected

\*If you prefer an appointment in the future or near future, you can search the list of SUNY Schenectady Tutors in **Tutor Match** and book an appointment time; visit your **calendar** to view and attend the session

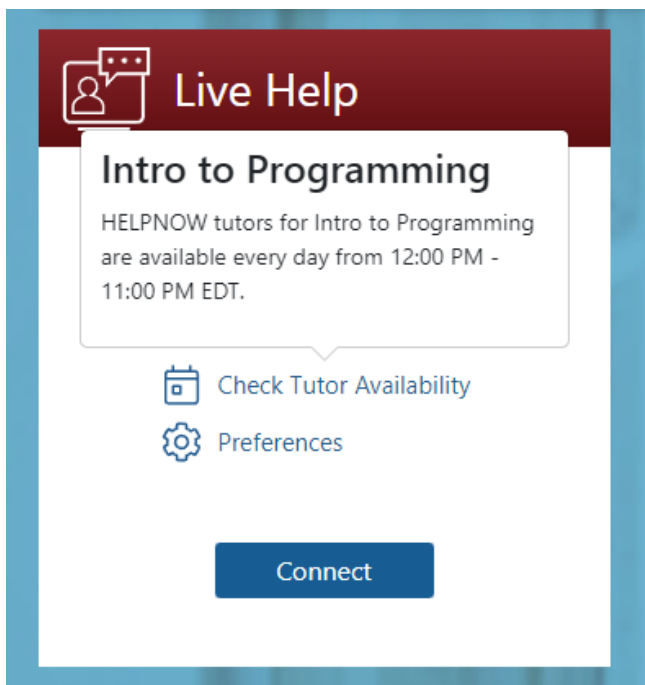
*For a video tutorial and other Brainfuse guides on how to use the virtual whiteboard, find your appointments, and attend sessions, visit the Learning Center webpage!*

## “Live Help” Tips:

Select “preferences” in “Live Help” to select tutoring for additional options. **If you prefer a tutor who uses audio** during the session and not the chat feature, be sure to select **“Tutoring with Audio”** to connect with a tutor using that option.



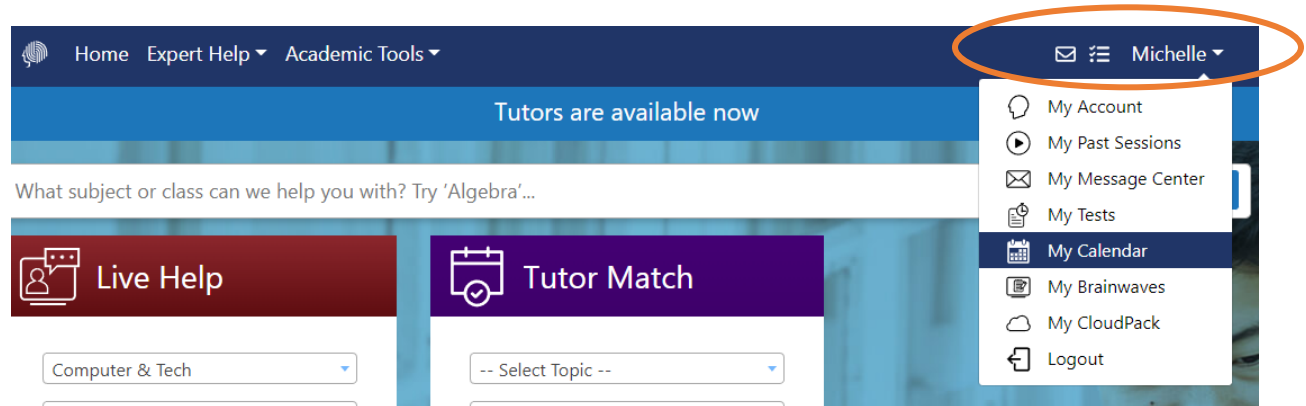
**Not ready for an immediate session?** Select a topic/subject and click on **“Check Tutor Availability”**... Brainfuse will inform you of the days/times those tutors are available so you can plan ahead:



## Navigation Guide:

Click the upper right corner of your account to access:

- Recordings of your previous sessions to re-watch
- Your Calendar of scheduled appointments (also how you access/go to your appointments)
- Messages from tutors
- Practice Tests you've taken & the results



Want to access the Brainfuse mobile app? Visit [“My Account”](#) from the top menu to [get your custom QR code](#) and follow the directions below:

## My Account

Student Information: [Edit](#)

User Name: MichelleRagucci


Get tutoring on the go through the Brainfuse app, available in iTunes and Google Play.

To get started, simply download "Brainfuse" from your app store.

From the login page, select "College Students Click Here".

Use the app on your mobile device to scan the QR code below or enter the following verification ID.

Verification ID: 0v8zCWn01b



## Questions about Tutoring Options & Use:

Contact: Michelle Ragucci, Director at (518) 381-1249 or [RaguccML@sunysccc.edu](mailto:RaguccML@sunysccc.edu)

## Brainfuse Tech Support:

Send an email to [support@brainfuse.com](mailto:support@brainfuse.com) or call toll-free at 1-866-272-4638, Ext. 510.

---

## Helpful Videos:

Whiteboard Tutorial (courtesy of NY Public Library):

[https://www.youtube.com/watch?v=t\\_oZzcLBvgc](https://www.youtube.com/watch?v=t_oZzcLBvgc)



How to book an online session with a SUNY Schenectady Tutor:

<https://www.youtube.com/watch?v=y9ejPKEi540>



How to book an online session with a Brainfuse Tutor:

<https://www.youtube.com/watch?v=V0TX5O39PC0>



Flashbulb Quick Tutorial (Pre-made Brainfuse flashcards)

<https://www.youtube.com/watch?v=4YfLj5mSNIE>



Skillsurfer Quick Tutorial (Lessons & Practice Tests)

<https://www.youtube.com/watch?v=6LZCAg4byS4>

